

Put the LETTER of the correct answer in the box

19)

28)

20)

30)

22)

32)

24)

33)

26)

36)



SAT Practice #2 part 3

Math Test – Calculator

55 MINUTES, 38 QUESTIONS (#19-38)

Turn to Section 4 of your answer sheet to answer the questions in this section.

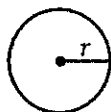
DIRECTIONS

For questions 1-30, solve each problem, choose the best answer from the choices provided, and fill in the corresponding circle on your answer sheet. For questions 31-38, solve the problem and enter your answer in the grid on the answer sheet. Please refer to the directions before question 31 on how to enter your answers in the grid. You may use any available space in your test booklet for scratch work.

NOTES

1. The use of a calculator **is permitted**.
2. All variables and expressions used represent real numbers unless otherwise indicated.
3. Figures provided in this test are drawn to scale unless otherwise indicated.
4. All figures lie in a plane unless otherwise indicated.
5. Unless otherwise indicated, the domain of a given function f is the set of all real numbers x for which $f(x)$ is a real number.

REFERENCE

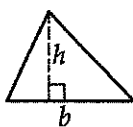


$$A = \pi r^2$$

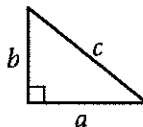
$$C = 2\pi r$$



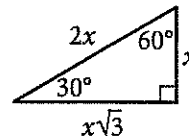
$$A = \ell w$$



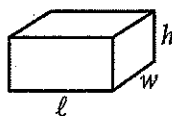
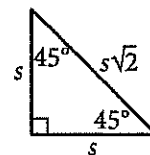
$$A = \frac{1}{2}bh$$



$$c^2 = a^2 + b^2$$



Special Right Triangles



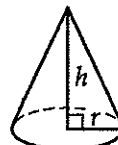
$$V = \ell wh$$



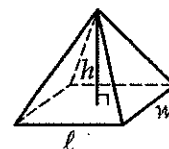
$$V = \pi r^2 h$$



$$V = \frac{4}{3}\pi r^3$$



$$V = \frac{1}{3}\pi r^2 h$$



$$V = \frac{1}{3}\ell wh$$

The number of degrees of arc in a circle is 360.

The number of radians of arc in a circle is 2π .

The sum of the measures in degrees of the angles of a triangle is 180.



Questions 19 and 20 refer to the following information.

A sociologist chose 300 students at random from each of two schools and asked each student how many siblings he or she has. The results are shown in the table below.

Students' Sibling Survey

Number of siblings	Lincoln School	Washington School
0	120	140
1	80	110
2	60	30
3	30	10
4	10	10

There are a total of 2,400 students at Lincoln School and 3,300 students at Washington School.

19

What is the median number of siblings for all the students surveyed?

- A) 0
- B) 1
- C) 2
- D) 3

20

Based on the survey data, which of the following most accurately compares the expected total number of students with 4 siblings at the two schools?

- A) The total number of students with 4 siblings is expected to be equal at the two schools.
- B) The total number of students with 4 siblings at Lincoln School is expected to be 30 more than at Washington School.
- C) The total number of students with 4 siblings at Washington School is expected to be 30 more than at Lincoln School.
- D) The total number of students with 4 siblings at Washington School is expected to be 900 more than at Lincoln School.

21

A project manager estimates that a project will take x hours to complete, where $x > 100$. The goal is for the estimate to be within 10 hours of the time it will actually take to complete the project. If the manager meets the goal and it takes y hours to complete the project, which of the following inequalities represents the relationship between the estimated time and the actual completion time?

- A) $x + y < 10$
- B) $y > x + 10$
- C) $y < x - 10$
- D) $-10 < y - x < 10$



Questions 22 and 23 refer to the following information.

$$I = \frac{P}{4\pi r^2}$$

At a large distance r from a radio antenna, the intensity of the radio signal I is related to the power of the signal P by the formula above.

22

Which of the following expresses the square of the distance from the radio antenna in terms of the intensity of the radio signal and the power of the signal?

- A) $r^2 = \frac{IP}{4\pi}$
- B) $r^2 = \frac{P}{4\pi I}$
- C) $r^2 = \frac{4\pi I}{P}$
- D) $r^2 = \frac{I}{4\pi P}$

23

For the same signal emitted by a radio antenna, Observer A measures its intensity to be 16 times the intensity measured by Observer B. The distance of Observer A from the radio antenna is what fraction of the distance of Observer B from the radio antenna?

- A) $\frac{1}{4}$
- B) $\frac{1}{16}$
- C) $\frac{1}{64}$
- D) $\frac{1}{256}$

24

$$x^2 + y^2 + 4x - 2y = -1$$

The equation of a circle in the xy -plane is shown above. What is the radius of the circle?

- A) 2
- B) 3
- C) 4
- D) 9

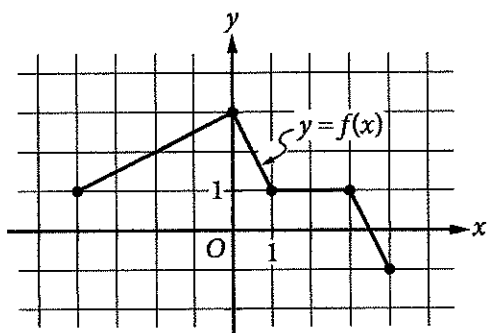


25

The graph of the linear function f has intercepts at $(a, 0)$ and $(0, b)$ in the xy -plane. If $a + b = 0$ and $a \neq b$, which of the following is true about the slope of the graph of f ?

- A) It is positive.
- B) It is negative.
- C) It equals zero.
- D) It is undefined.

26



The complete graph of the function f is shown in the xy -plane above. Which of the following are equal to 1?

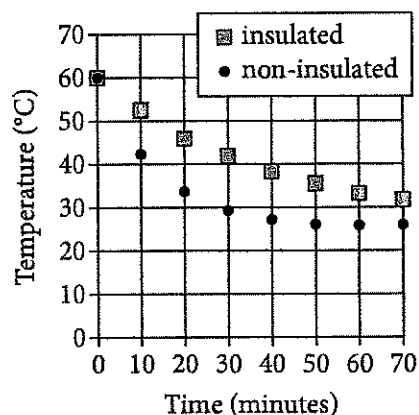
I. $f(-4)$

II. $f\left(\frac{3}{2}\right)$

III. $f(3)$

- A) III only
- B) I and III only
- C) II and III only
- D) I, II, and III

27

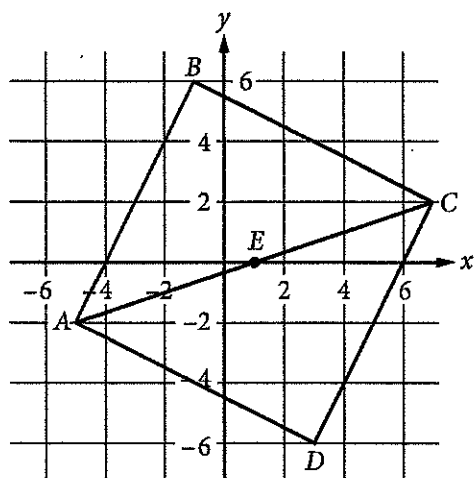


Two samples of water of equal mass are heated to 60 degrees Celsius ($^{\circ}\text{C}$). One sample is poured into an insulated container, and the other sample is poured into a non-insulated container. The samples are then left for 70 minutes to cool in a room having a temperature of 25°C . The graph above shows the temperature of each sample at 10-minute intervals. Which of the following statements correctly compares the average rates at which the temperatures of the two samples change?

- A) In every 10-minute interval, the magnitude of the rate of change of temperature of the insulated sample is greater than that of the non-insulated sample.
- B) In every 10-minute interval, the magnitude of the rate of change of temperature of the non-insulated sample is greater than that of the insulated sample.
- C) In the intervals from 0 to 10 minutes and from 10 to 20 minutes, the rates of change of temperature of the insulated sample are of greater magnitude, whereas in the intervals from 40 to 50 minutes and from 50 to 60 minutes, the rates of change of temperature of the non-insulated sample are of greater magnitude.
- D) In the intervals from 0 to 10 minutes and from 10 to 20 minutes, the rates of change of temperature of the non-insulated sample are of greater magnitude, whereas in the intervals from 40 to 50 minutes and from 50 to 60 minutes, the rates of change of temperature of the insulated sample are of greater magnitude.



28



In the xy -plane above, $ABCD$ is a square and point E is the center of the square. The coordinates of points C and E are $(7, 2)$ and $(1, 0)$, respectively. Which of the following is an equation of the line that passes through points B and D ?

- A) $y = -3x - 1$
- B) $y = -3(x - 1)$
- C) $y = -\frac{1}{3}x + 4$
- D) $y = -\frac{1}{3}x - 1$

29

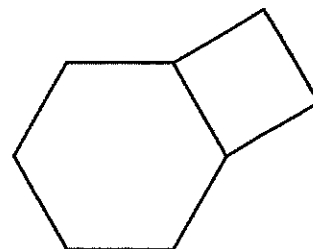
$$y = 3$$

$$y = ax^2 + b$$

In the system of equations above, a and b are constants. For which of the following values of a and b does the system of equations have exactly two real solutions?

- A) $a = -2, b = 2$
- B) $a = -2, b = 4$
- C) $a = 2, b = 4$
- D) $a = 4, b = 3$

30



The figure above shows a regular hexagon with sides of length a and a square with sides of length a . If the area of the hexagon is $384\sqrt{3}$ square inches, what is the area, in square inches, of the square?

- A) 256
- B) 192
- C) $64\sqrt{3}$
- D) $16\sqrt{3}$



31

A coastal geologist estimates that a certain country's beaches are eroding at a rate of 1.5 feet per year. According to the geologist's estimate, how long will it take, in years, for the country's beaches to erode by 21 feet?

32

If h hours and 30 minutes is equal to 450 minutes, what is the value of h ?

33

In the xy -plane, the point $(3, 6)$ lies on the graph of the function $f(x) = 3x^2 - bx + 12$. What is the value of b ?

34

In one semester, Doug and Laura spent a combined 250 hours in the tutoring lab. If Doug spent 40 more hours in the lab than Laura did, how many hours did Laura spend in the lab?

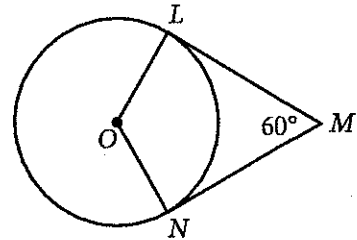


35

$$a = 18t + 15$$

Jane made an initial deposit to a savings account. Each week thereafter she deposited a fixed amount to the account. The equation above models the amount a , in dollars, that Jane has deposited after t weekly deposits. According to the model, how many dollars was Jane's initial deposit? (Disregard the \$ sign when gridding your answer.)

36



In the figure above, point O is the center of the circle, line segments LM and MN are tangent to the circle at points L and N , respectively, and the segments intersect at point M as shown. If the circumference of the circle is 96, what is the length of minor arc \widehat{LN} ?



Questions 37 and 38 refer to the following information.

A botanist is cultivating a rare species of plant in a controlled environment and currently has 3000 of these plants. The population of this species that the botanist expects to grow next year, $N_{\text{next year}}$, can be estimated from the number of plants this year, $N_{\text{this year}}$, by the equation below.

$$N_{\text{next year}} = N_{\text{this year}} + 0.2 \left(N_{\text{this year}} \right) \left(1 - \frac{N_{\text{this year}}}{K} \right)$$

The constant K in this formula is the number of plants the environment is able to support.

37

According to the formula, what will be the number of plants two years from now if $K = 4000$? (Round your answer to the nearest whole number.)

38

The botanist would like to increase the number of plants that the environment can support so that the population of the species will increase more rapidly. If the botanist's goal is that the number of plants will increase from 3000 this year to 3360 next year, how many plants must the modified environment support?

STOP

If you finish before time is called, you may check your work on this section only.
Do not turn to any other section.